



Hurricane

Bob Dylan

Intro



Am F Am F Am




Verse



Am F Am





Chorus




C F C F

Dm C Dm C G/B

Am F C G



repeat from intro & end on Am

Having trouble getting the chords & rhythm together?

Hurricane is a little tricky for developing players; the rhythm includes percussive strums, rests, and quick changes from C to F (yuk!). Remember to stop the strings on the rests: a 'rest' is a timed silence (part of the rhythm). The chords in *Hurricane* are all introduced in **Modern Guitar Chord Styles, Volume 1** - the best rhythm guitar book you'll find. It has heaps of info about strumming, rhythm reading and techniques like open-chord changes, staccato and percussive strums, bar-chords, and more. It also has plenty of familiar sounding chord progression examples to help you master all you need to know to get you playing your favourite songs.

This arrangement and typesetting © Modern Guitar Tuition 2012
 For more great guitar tips and song charts go to www.modernguitartuition.com